

DISEGNO SERIES CATANIA



ELICA EASY MOUNTING



REAR OUTLET INSTALLATION



HUSH SYSTEM



SEAMLESS LOOK



GREASE COLLECTORS



PROFESSIONAL PERFORMANCE

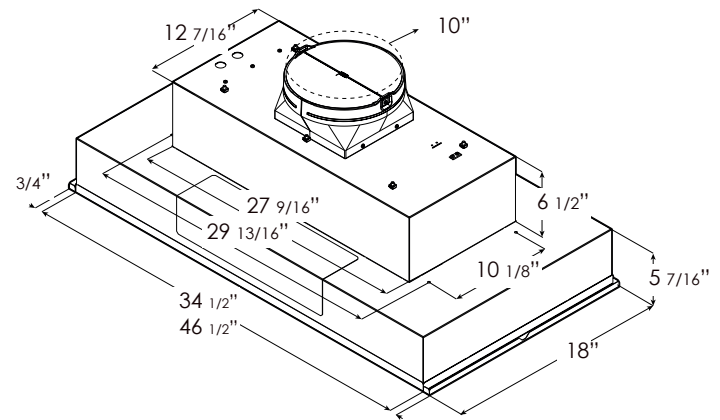


HEAT GUARD

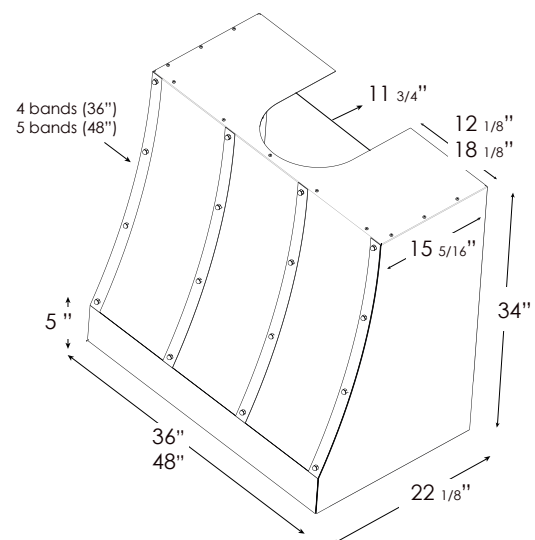
ELICA'S EXCLUSIVE PLUS FEATURES

The robust structure and stunning stainless of the Catania hood is a reflection of how the volcanic Mount Etna and Ionian Sea surround the city of Catania, on the Island of Sicily Italy. The piazza shaped design, seamless edges, mirrored stainless front rim and decorative banding & rivets deliver a bold statement and complement even the most glamorous kitchens.

Designed to support those with a passion for food & gourmet cooking, Catania can be equipped with 600 or 1200 cfm blowers, soft LED lighting, plus Elica's patented HUSH sound suppression system will keep the conversation going. Available in 36" and 48" widths, and built with Italian craftsmanship and precision equipment that delivers seamless welding that is flawless, and a superior fit & finish that is Noticeable. The patented Easy Mounting system enables the hood to be installed in just 6 easy steps, and ducting out the rear wall is Now Possible.



DECORATIVE MIRROR STAINLESS STEEL FINISH
4 bands for 36" & 5 bands for 48" hood



DISEGNO SERIES CATANIA



SHELL SPECIFICATIONS

Width:	36" Unit	48" Unit
Model:	ECTX36SS	ECTX48SS
Dimensions:	36" W x 22" D x 34"H	48" W x 22" D x 34"H
Blower Type: (sold separately)	Requires purchase of insert hood ETR634SS (600 CFM) or ETR134S1 (1200 CFM)	Requires purchase of insert hood ETR146SS (1200 CFM)
Finish:	Stainless Steel + Front Rim - Mirror Stainless steel + Decorative bands & rivets - Mirror Stainless steel 4 for 36" & 5 for 48"	
Installation:	6 easy steps for mounting, compatible with Trento Insert	
KITS:		
Duct Cover extension:	KIT0182785 (36" width x 6" tall) KIT0182786 (36" width x 18" tall)	KIT0182787 (48" width x 6" tall) KIT0182788 (48" width x 18" tall)



ELICA EASY MOUNTING SYSTEM - Elica's patented Easy Mounting System enables hood installation to be done in 6 easy steps, without ladders, without the added cost of purchasing a specialized duct transition, and without the added cost of purchasing a duct cover to hide ducting connection points.



REAR OUTLET INSTALLATION - The Elica Easy Mounting System makes ducting out through the rear wall behind the hood canopy possible for this style hood.

6 EASY STEPS FOR MOUNTING


1 Drill using installation template.



2 Fix support Brackets.



3 Secure the insert hood to the lower support.



4 Affix ducting. Choose between REAR or ceiling outlet.



5 Slip connect the Shell to the upper brackets thru the eyelets.



6 Screw the Insert hood to the Shell from inside the hood.



DISEGNO SERIES CATANIA



TRENTO INSERT SPECIFICATIONS

Width:	34" Unit		46" Unit
Model:	ETR634SS	ETR134S1	ETR146SS
Dimensions:	34 1/2"W x 18"D x 11 7/8"H	34 1/2"W x 18"D x 11 7/8"H	46 1/2"W x 18"D x 11 7/8"H
Blower Type(internal):**	600 CFM (4-speed)	1200 CFM (4-speed)	1200 CFM (4-speed)
Noise (sones):**	7 sones	8.5 sones	8.5 sones
Finish:	Stainless Steel		
Controls:	Fully retractable rotating knobs with blue backlighting		
Illumination:	2 LED, 6.5 W, 3000 K, 540 Lumen/Lamp		
Filter Type:	Dishwasher-Safe, Professional Stainless Steel Baffle (2 for 34" & 3 for 46")		
Duct Transition:	10" Round with BackDraft Damper (top only)		
Installation Type:	Ducted Installation Only		
Electrical:	120V - 60 Hz, 490 W	120V - 60 Hz, 913 W	120V - 60 Hz, 926 W
KITS:	External Blower Kit: KIT0153054 (1200 CFM, 8" or 10" duct size compatible) In-line Blower Kit: KIT0154387 (1200 CFM, 8" or 10" duct size compatible) Inline Blower Shell Kit: KIT0179549 (8" or 10" duct size compatible for 1200 CFM only) External Blower Shell Kit: KIT0179547 (8" or 10" duct size compatible for 1200 CFM only) Electronic CFM Reduction Bypass KIT: KIT0185099 (for 600 CFM Blower), KIT0185100 (for 1200 CFM Blower)		
WARRANTY:****	Two (2) Years Parts & In-Home Labor. Earn an additional One (1) Year of Parts & In-Home Labor by registering on elica.com.		

PLUS FEATURES



HUSH SYSTEM - An exclusive sound deadening technology that effectively reduces sound levels by over 35%



STAINLESS STEEL BAFFLE FILTERS WITH GREASE COLLECTORS - Designed for high airflow cooking, the "S" shape design traps high volumes of grease



HEAT GUARD - Senses extreme temperatures (>316 °F) and automatically adjusts the blower speed to HIGH



PROFESSIONAL PERFORMANCE - Special features and high performances for models with aspiration capacity between 600 and 1200 CFM's



SEAMLESS CRAFTSMANSHIP - Heavy gauge stainless steel "Seamless" construction that delivers refined elegance.

Width	HVI Certified Ratings	High Speed	Working Speed	Duct Size
34"	CFM	860	320	10" (Vertical)
48"	Sones	12.5	2	10" (Vertical)
34"	CFM	500	180	10" (Vertical)
	Sones	9.5	2	10" (Vertical)

* The product images shown are for illustration purposes only and may not be an exact representation of the product.

** Blower performance indicates the performance of the blower by itself. Performance claims are not HVI certified but were established in accordance with HVI Standardized test procedure. For Certified Ratings, please refer to HVI Certified Product Directory. Electric Ratings are declared according to UL.

*** For valid warranty extension, register within 3 months from purchase. For USA & Canada Users Only.